

A66 Northern Trans-Pennine Project

Scheme 08: Cross Lanes to Rokeby

TR010062

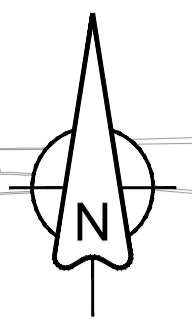
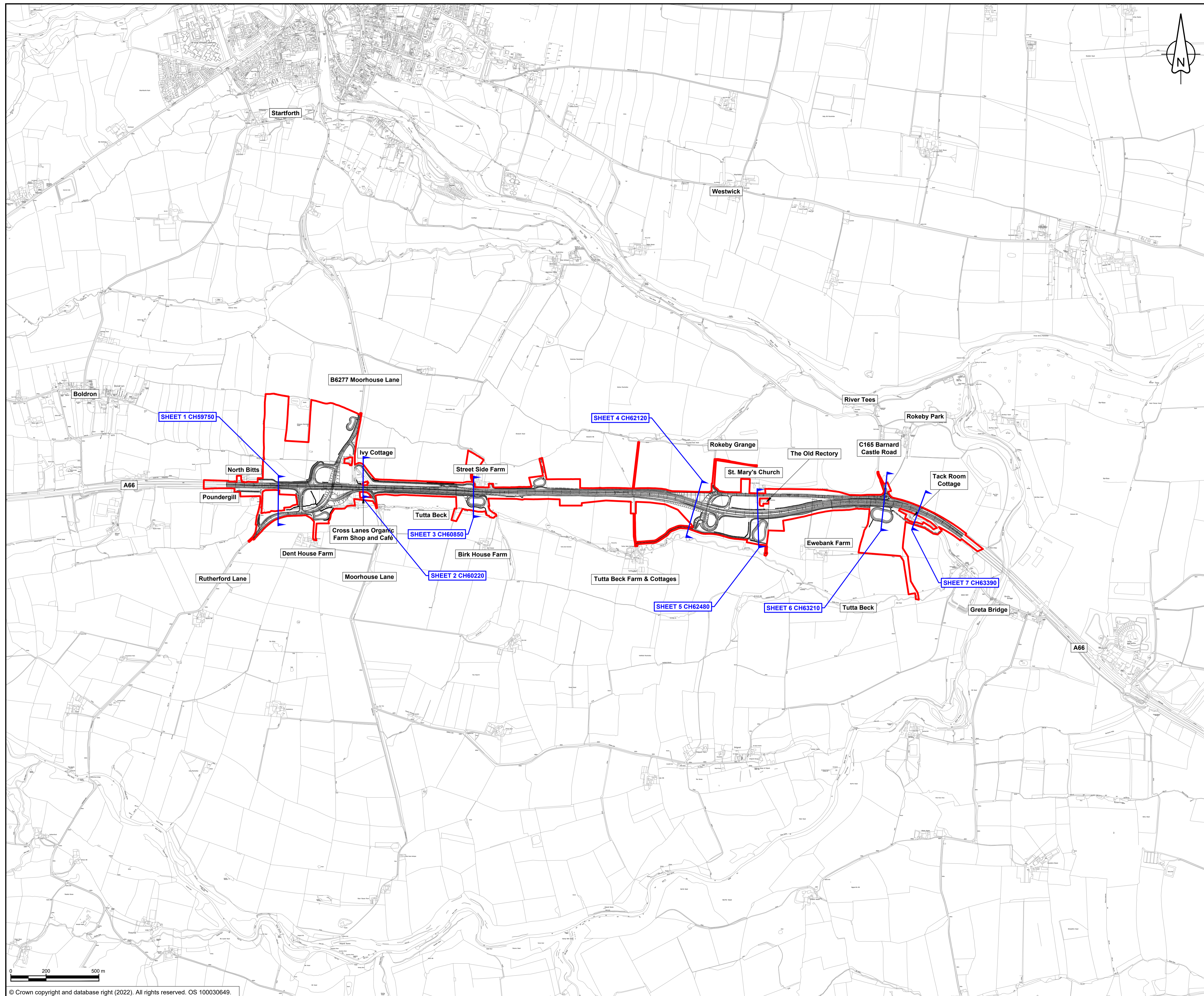
5.18 Engineering Section Drawings (Cross Sections)

APFP Regulations 5(2)(o) and 6(2)

Planning Act 2008

**Infrastructure Planning (Applications: Prescribed Forms and
Procedure) Regulations 2009**

June 2022

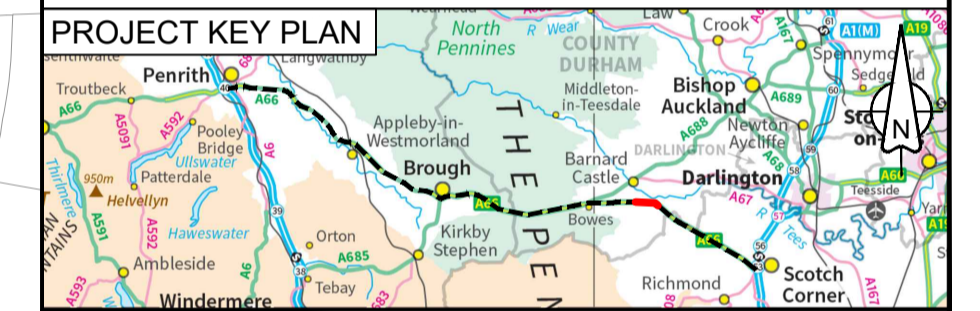


NOTES

1. ALL DIMENSIONS ARE IN METRES UNLESS NOTED OTHERWISE.

KEY

- THE SCHEME (SHOWN FOR ILLUSTRATIVE PURPOSES ONLY)
- ORDER LIMITS
- SECTION MARKER WITH SHEET AND CHAINAGE REFERENCE



C01	For DCO Submission				
	RKIG	RKIG	AREM	THAL	SSCO
	01/06/22	01/06/22	08/06/22	08/06/22	08/06/22

Revision	Revision details				
	Created	Checked	Reviewed	Approved	Authorised
	dd/mm/yy	dd/mm/yy	dd/mm/yy	dd/mm/yy	dd/mm/yy

Purpose: DCO APPLICATION

PINS Reference Number: TR010062/APP/5.18

Client:
3 Piccadilly Place
Manchester
M1 3BN

Project Name / Scheme Name:
A66 Northern Trans-Pennine Project Scheme 08
Cross Lanes to Rokeby

Drawing Title:
Engineering Section Drawings (Cross Sections) Regulation 5(2)(o) & 6(2) Key Plan

Project Ref. No.	Stage	Scale	@ A1
---	PCF3	1:10000	
		Dimensions	M

Drawing Number	Project	Originator	Volume
HE565627	- AMY	- HAC	-
S08	-DR-CH-	601100	
Location	Type	Role	Number

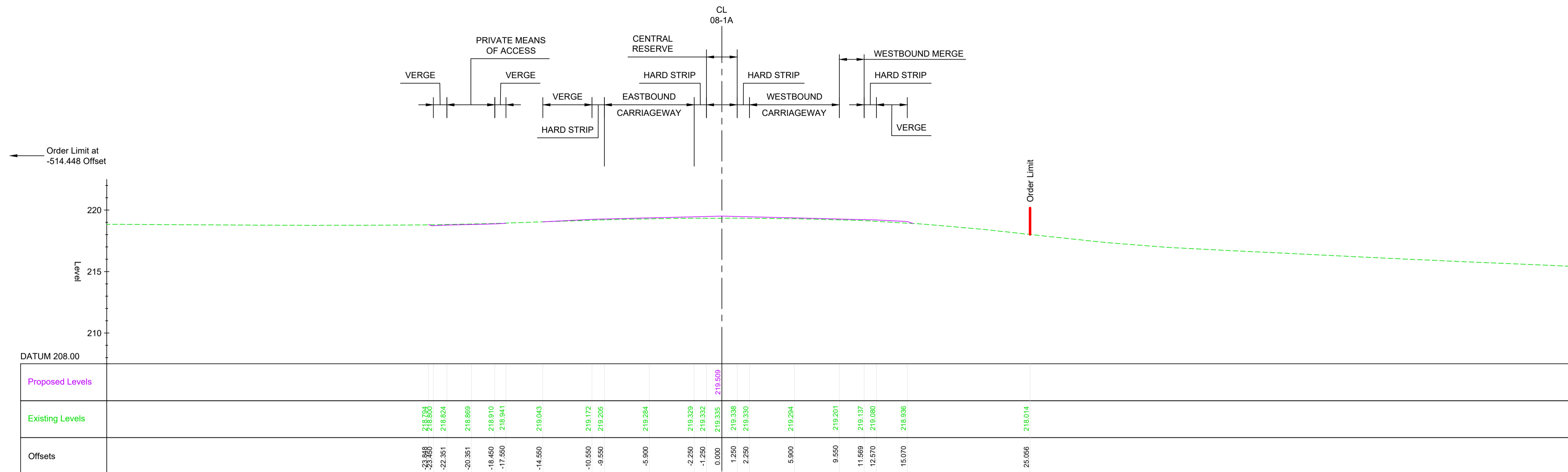
Suitability	Suitability Description	Revision
A	Approved for Stage Complete	C01

NOTES

1. ALL DIMENSIONS ARE IN METRES UNLESS NOTED OTHERWISE.
2. THESE ENGINEERING SECTION DRAWINGS SHOULD BE READ IN CONJUNCTION WITH THE KEY PLAN AND ALONGSIDE OTHER PLANS AND DOCUMENTS IN THE DEVELOPMENT CONSENT ORDER APPLICATION. IN PARTICULAR, THE WORKS PLANS AND SCHEDULE 1 (AUTHORISED DEVELOPMENT) TO THE DEVELOPMENT CONSENT ORDER.
3. FOR CHAINAGE PLEASE REFER TO THE ENGINEERING SECTION DRAWINGS (PLAN AND PROFILES).
4. WORK No. REFERENCES ARE DETAILED IN THE SCHEDULE 1 (AUTHORISED DEVELOPMENT) TO THE DEVELOPMENT CONSENT ORDER.
5. THE DESIGN SHOWN ON THESE ENGINEERING SECTION DRAWINGS IS ILLUSTRATIVE AND WILL BE SUBJECT TO THE DETAILED DESIGN DEVELOPMENT; ANY CHANGES WILL BE LIMITED TO BEING WITHIN THE ORDER LIMITS AND ANY OTHER CONSTRAINTS INCLUDED IN THE DEVELOPMENT CONSENT ORDER.

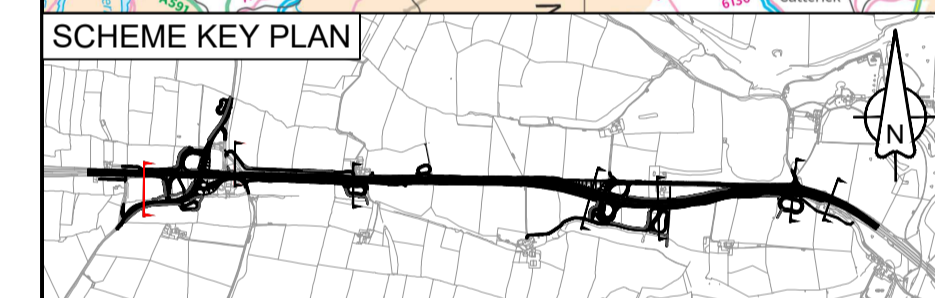
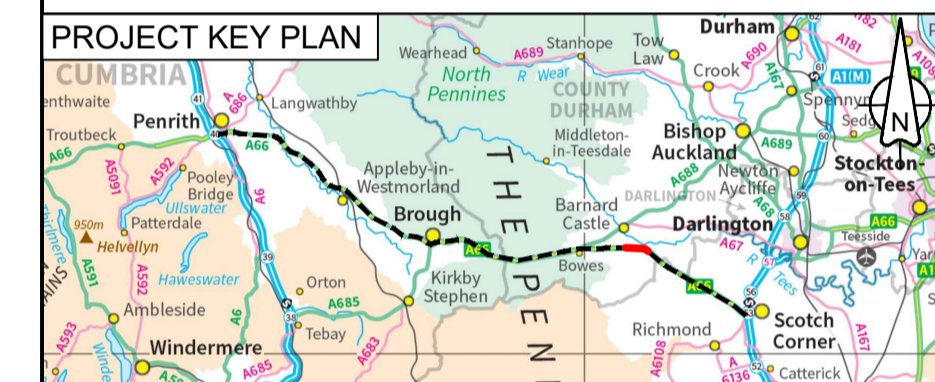
KEY

- PROPOSED LEVEL
- - - EXISTING LEVEL
- ORDER LIMITS



TYPICAL SECTION - CH 59750 WORK NO. 08-1A

SCALE 1:200



C01	For DCO Submission				
	RKIG	RKIG	AREM	THAL	SSCO
	01/06/22	01/06/22	08/06/22	08/06/22	08/06/22

Revision	Revision details				
	Created	Checked	Reviewed	Approved	Authorised
	dd/mm/yy	dd/mm/yy	dd/mm/yy	dd/mm/yy	dd/mm/yy

Purpose: DCO APPLICATION

PINS Reference Number: TR010062/APP/5.18

Client: 3 Piccadilly Place, Manchester, M1 3BN


Project Name / Scheme Name: A66 Northern Trans-Pennine Project Scheme 08
 Cross Lanes to Rokeby

Drawing Title: Engineering Section Drawings (Cross Sections) Regulation 5(2)(o) & 6(2) Sheet 1 of 7

Project Ref. No.	Stage	Scale	@
---	PCF3	1:200	A1
		Dimensions	M

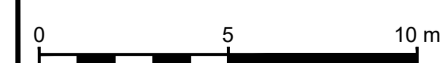
Drawing Number	Project	Originator	Volume
HE565627	- AMY	- HAC	-
S08	-DR-CH-	601101	
Location	Type	Role	Number

Suitability	Suitability Description	Revision
A	Approved for Stage Complete	C01



TYPICAL SECTION - CH 59750 CONT. WORK NO. 08-1A

SCALE 1:200



NOTES

1. ALL DIMENSIONS ARE IN METRES UNLESS NOTED OTHERWISE.
2. THESE ENGINEERING SECTION DRAWINGS SHOULD BE READ IN CONJUNCTION WITH THE KEY PLAN AND ALONGSIDE OTHER PLANS AND DOCUMENTS IN THE DEVELOPMENT CONSENT ORDER APPLICATION. IN PARTICULAR, THE WORKS PLANS AND SCHEDULE 1 (AUTHORISED DEVELOPMENT) TO THE DEVELOPMENT CONSENT ORDER.
3. FOR CHAINAGE PLEASE REFER TO THE ENGINEERING SECTION DRAWINGS (PLAN AND PROFILES).
4. WORK No. REFERENCES ARE DETAILED IN THE SCHEDULE 1 (AUTHORISED DEVELOPMENT) TO THE DEVELOPMENT CONSENT ORDER.
5. THE DESIGN SHOWN ON THESE ENGINEERING SECTION DRAWINGS IS ILLUSTRATIVE AND WILL BE SUBJECT TO THE DETAILED DESIGN DEVELOPMENT; ANY CHANGES WILL BE LIMITED TO BEING WITHIN THE ORDER LIMITS AND ANY OTHER CONSTRAINTS INCLUDED IN THE DEVELOPMENT CONSENT ORDER.

KEY

- PROPOSED LEVEL
- - - EXISTING LEVEL
- ORDER LIMITS

PROJECT KEY PLAN



SCHEME KEY PLAN



C01	For DCO Submission				
	RKIG	RKIG	AREM	THAL	SSCO
	01/06/22	01/06/22	08/06/22	08/06/22	08/06/22

Revision	Revision details				
	Created	Checked	Reviewed	Approved	Authorised
	dd/mm/yy	dd/mm/yy	dd/mm/yy	dd/mm/yy	dd/mm/yy

Purpose: DCO APPLICATION

PINS Reference Number: TR010062/APP/5.18

Client: 3 Piccadilly Place, Manchester, M1 3BN

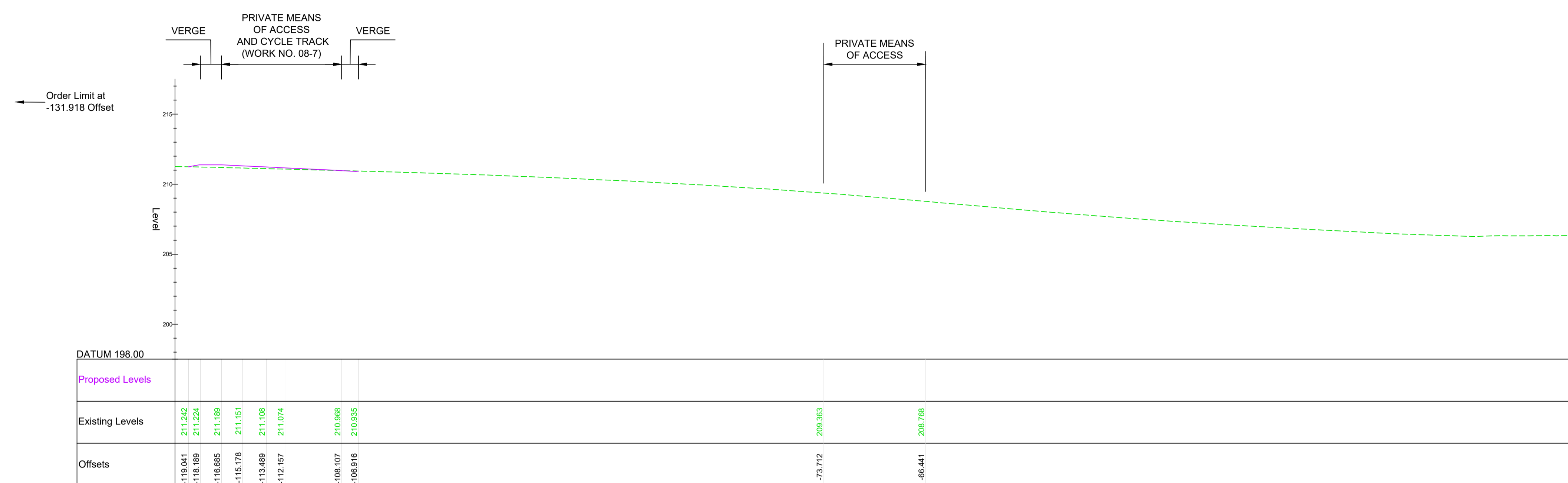
Project Name / Scheme Name: A66 Northern Trans-Pennine Project Scheme 08
 Cross Lanes to Rokeby

Drawing Title: Engineering Section Drawings (Cross Sections) Regulation 5(2)(o) & 6(2) Sheet 2 of 7

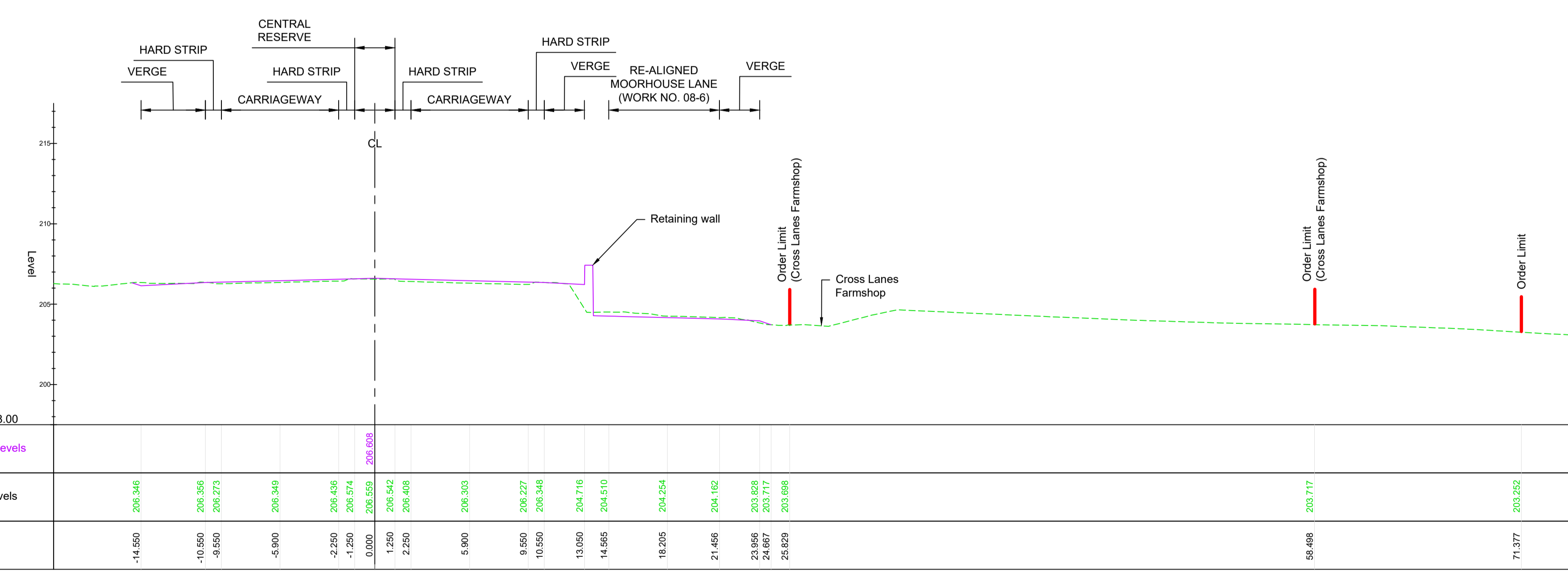
Project Ref. No.	Stage	Scale	@
---	PCF3	1:200	A1
		Dimensions	M

Drawing Number	Project	Originator	Volume
HE565627 - AMY - HAC -			
S08	-DR-CH-	601102	
Location	Type	Role	Number

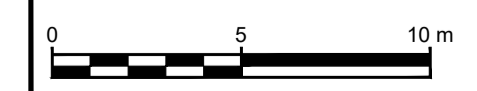
Suitability	Suitability Description	Revision
A	Approved for Stage Complete	C01

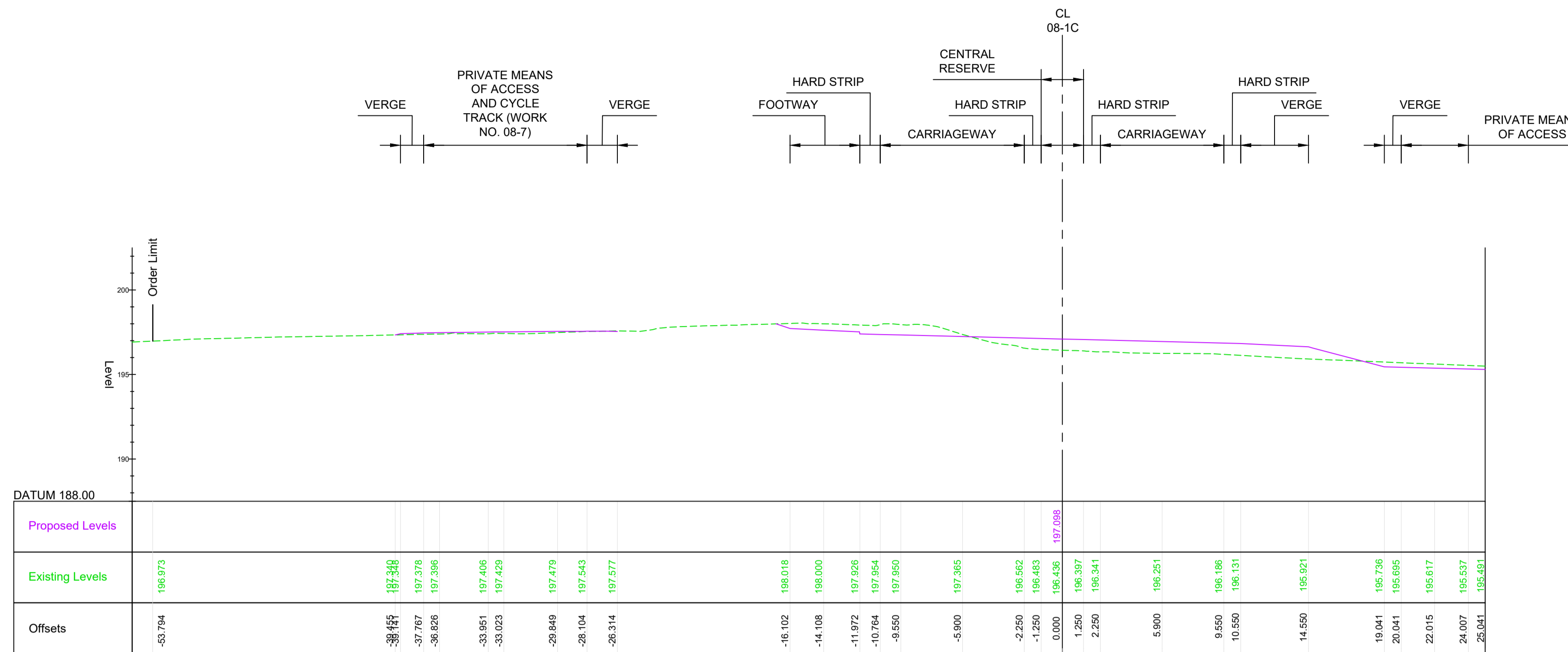


TYPICAL SECTION CH 60220 WORK No. 08-1B
SCALE 1:200

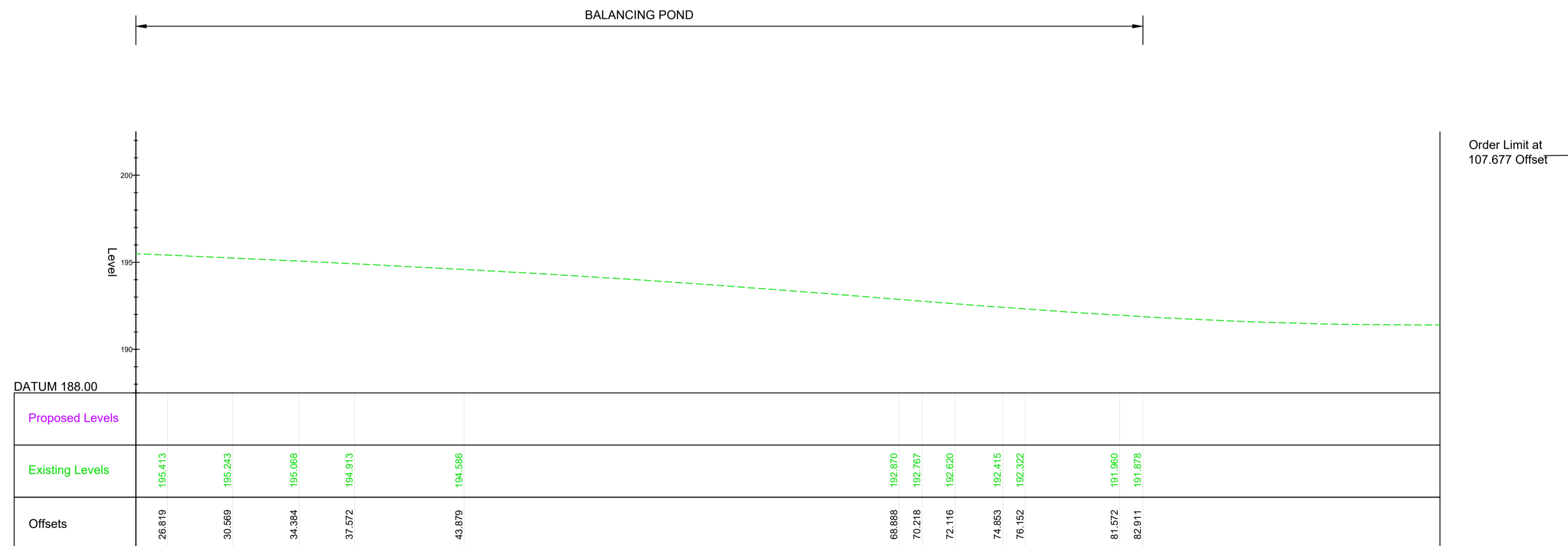


TYPICAL SECTION CH 60220 CONT. WORK No. 08-1B
SCALE 1:200





TYPICAL SECTION CH 60850 WORK No. 08-1C
SCALE 1:200



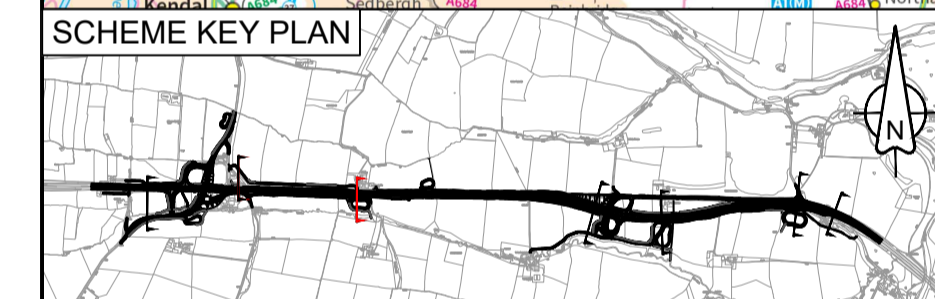
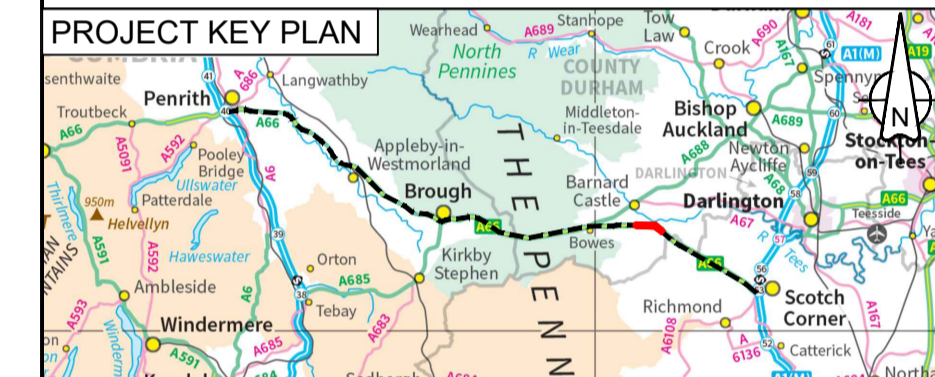
TYPICAL SECTION CH 60850 CONT WORK No. 08-1C
SCALE 1:200

NOTES

1. ALL DIMENSIONS ARE IN METRES UNLESS NOTED OTHERWISE.
2. THESE ENGINEERING SECTION DRAWINGS SHOULD BE READ IN CONJUNCTION WITH THE KEY PLAN AND ALONGSIDE OTHER PLANS AND DOCUMENTS IN THE DEVELOPMENT CONSENT ORDER APPLICATION. IN PARTICULAR, THE WORKS PLANS AND SCHEDULE 1 (AUTHORISED DEVELOPMENT) TO THE DEVELOPMENT CONSENT ORDER.
3. FOR CHAINAGE PLEASE REFER TO THE ENGINEERING SECTION DRAWINGS (PLAN AND PROFILES).
4. WORK No. REFERENCES ARE DETAILED IN THE SCHEDULE 1 (AUTHORISED DEVELOPMENT) TO THE DEVELOPMENT CONSENT ORDER.
5. THE DESIGN SHOWN ON THESE ENGINEERING SECTION DRAWINGS IS ILLUSTRATIVE AND WILL BE SUBJECT TO THE DETAILED DESIGN DEVELOPMENT; ANY CHANGES WILL BE LIMITED TO BEING WITHIN THE ORDER LIMITS AND ANY OTHER CONSTRAINTS INCLUDED IN THE DEVELOPMENT CONSENT ORDER.

KEY

- PROPOSED LEVEL
- - - EXISTING LEVEL
- ORDER LIMITS



C01	For DCO Submission				
	RKIG	RKIG	AREM	THAL	SSCO
	01/06/22	01/06/22	08/06/22	08/06/22	08/06/22

Revision	Revision details				
	Created	Checked	Reviewed	Approved	Authorised
	dd/mm/yy	dd/mm/yy	dd/mm/yy	dd/mm/yy	dd/mm/yy

Purpose	DCO APPLICATION
PINS Reference Number	TR010062/APP/5.18

Client	3 Piccadilly Place Manchester M1 3BN	
--------	--	--

Project Name / Scheme Name	A66 Northern Trans-Pennine Project Scheme 08 Cross Lanes to Rokeby
----------------------------	--

Drawing Title	Engineering Section Drawings (Cross Sections) Regulation 5(2)(o) & 6(2) Sheet 3 of 7
---------------	---

Project Ref. No.	Stage	Scale	@ A1
---	PCF3	1:200	
		Dimensions	M

Drawing Number	Project	Originator	Volume
HE565627	- AMY	- HAC	-
S08	-DR-CH-	601103	
Location	Type	Role	Number

Suitability	Suitability Description	Revision
A	Approved for Stage Complete	C01

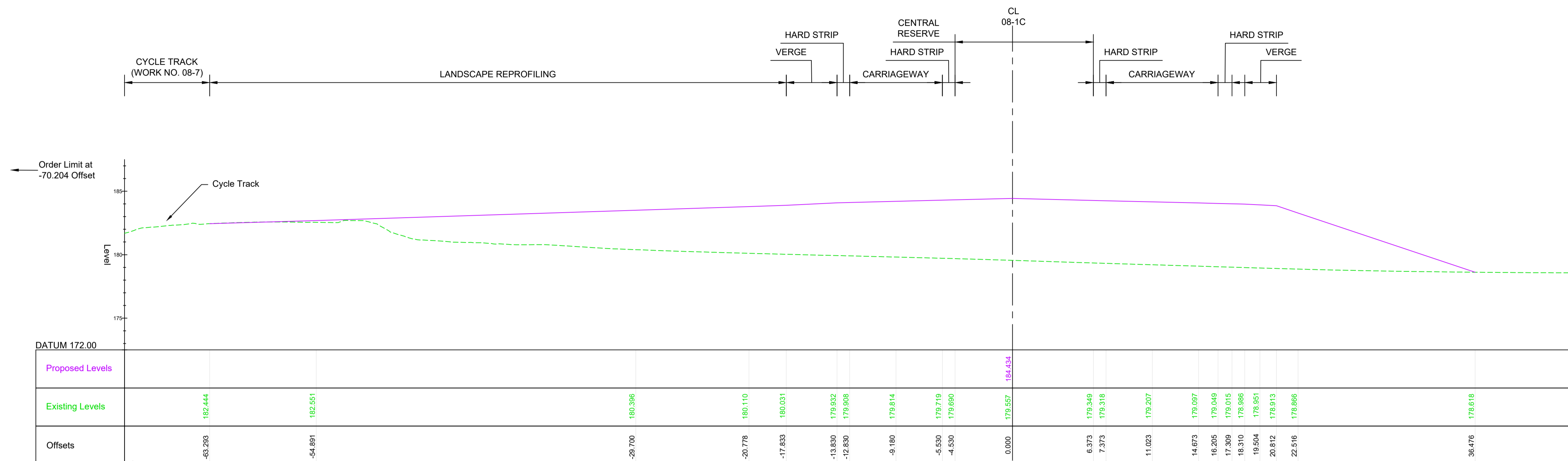


NOTES

1. ALL DIMENSIONS ARE IN METRES UNLESS NOTED OTHERWISE.
2. THESE ENGINEERING SECTION DRAWINGS SHOULD BE READ IN CONJUNCTION WITH THE KEY PLAN AND ALONGSIDE OTHER PLANS AND DOCUMENTS IN THE DEVELOPMENT CONSENT ORDER APPLICATION. IN PARTICULAR, THE WORKS PLANS AND SCHEDULE 1 (AUTHORISED DEVELOPMENT) TO THE DEVELOPMENT CONSENT ORDER.
3. FOR CHAINAGE PLEASE REFER TO THE ENGINEERING SECTION DRAWINGS (PLAN AND PROFILES).
4. WORK No. REFERENCES ARE DETAILED IN THE SCHEDULE 1 (AUTHORISED DEVELOPMENT) TO THE DEVELOPMENT CONSENT ORDER.
5. THE DESIGN SHOWN ON THESE ENGINEERING SECTION DRAWINGS IS ILLUSTRATIVE AND WILL BE SUBJECT TO THE DETAILED DESIGN DEVELOPMENT; ANY CHANGES WILL BE LIMITED TO BEING WITHIN THE ORDER LIMITS AND ANY OTHER CONSTRAINTS INCLUDED IN THE DEVELOPMENT CONSENT ORDER.

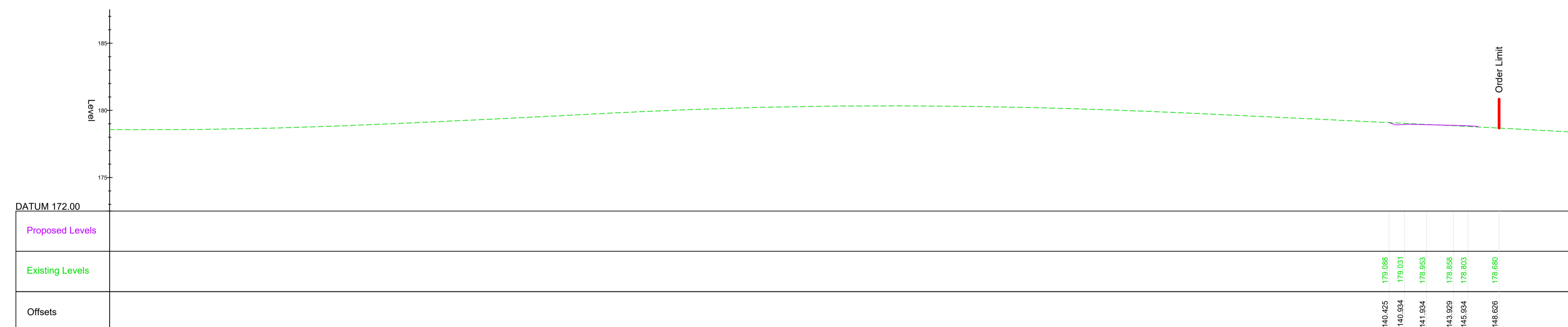
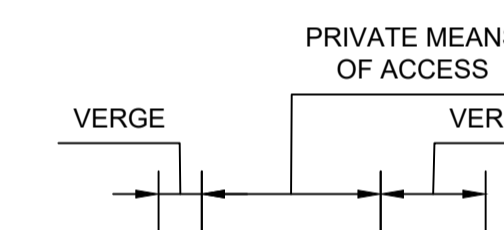
KEY

- PROPOSED LEVEL
- - - EXISTING LEVEL
- ORDER LIMITS



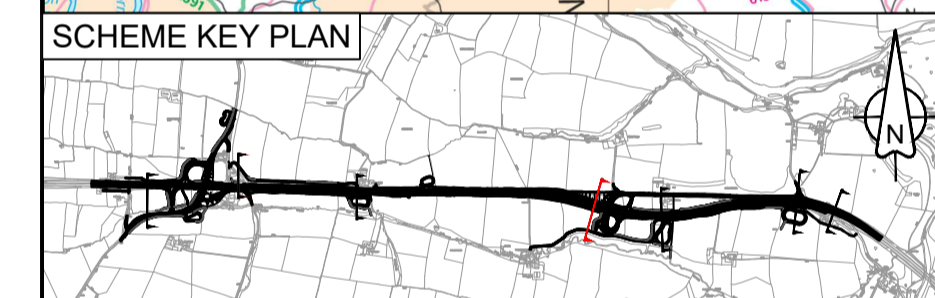
TYPICAL SECTION CH 62120 WORK No. 08-1C

SCALE 1:200



TYPICAL SECTION CH 62120 CONT WORK No. 08-1C

SCALE 1:200



C01	For DCO Submission				
	RKIG	RKIG	AREM	THAL	SSCO
	01/06/22	01/06/22	08/06/22	08/06/22	08/06/22

Revision	Revision details				
	Created	Checked	Reviewed	Approved	Authorised
	dd/mm/yy	dd/mm/yy	dd/mm/yy	dd/mm/yy	dd/mm/yy

Purpose	DCO APPLICATION
PINS Reference Number	TR010062/APP/5.18

Client
3 Piccadilly Place
Manchester
M1 3BN

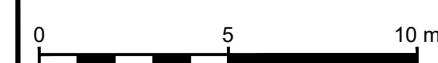
Project Name / Scheme Name
**A66 Northern Trans-Pennine Project
Scheme 08
Cross Lanes to Rokeby**

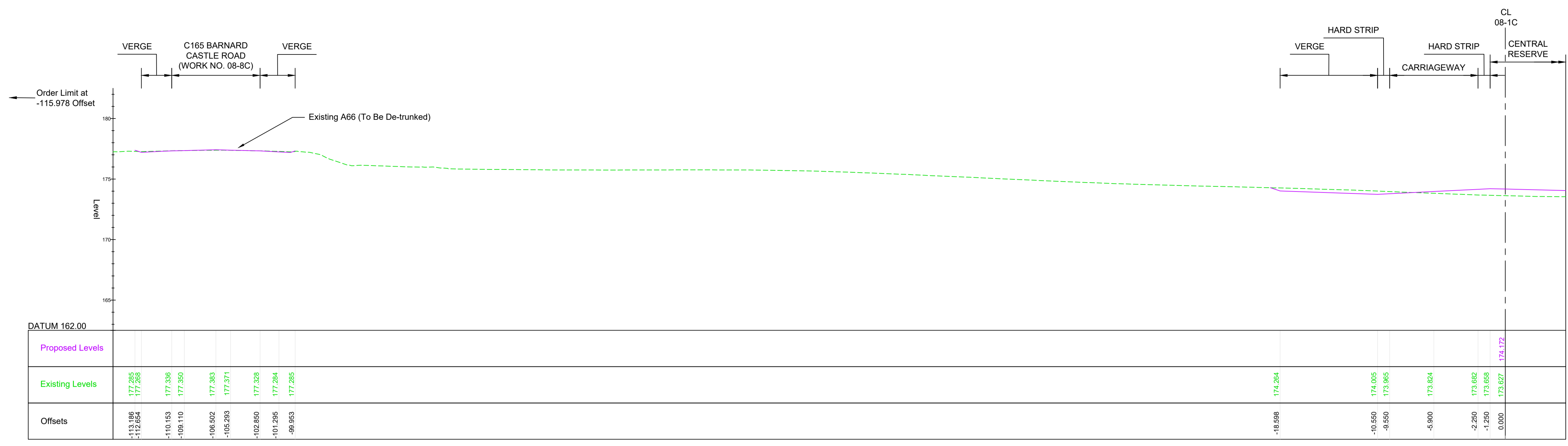
Drawing Title
**Engineering Section Drawings
(Cross Sections)
Regulation 5(2)(o) & 6(2)
Sheet 4 of 7**

Project Ref. No.	Stage	Scale	@ A1
---	PCF3	1:200	
		Dimensions	M

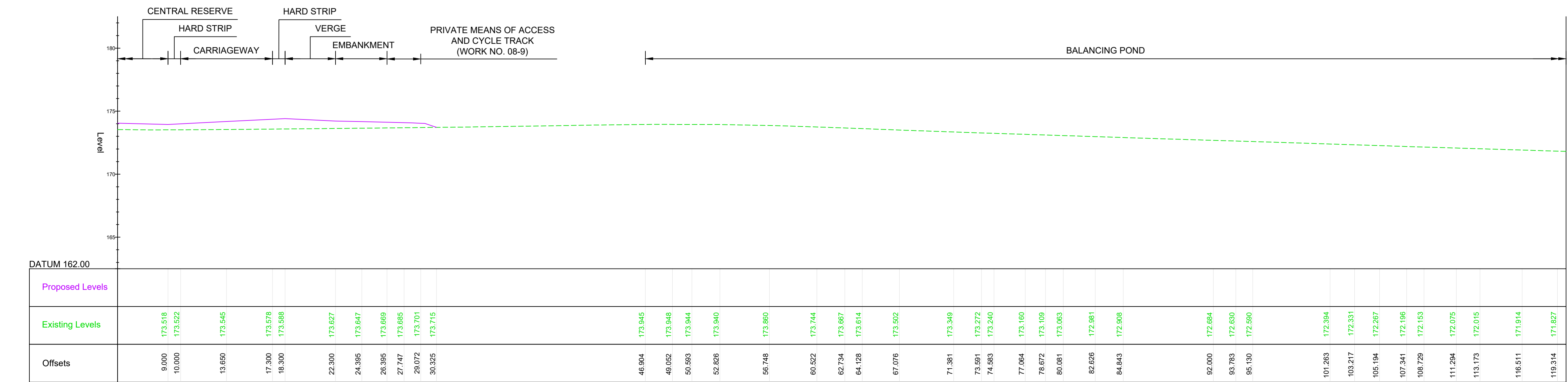
Drawing Number	Project	Originator	Volume
HE565627	- AMY	- HAC	-
S08	-DR-CH-	601104	
Location	Type	Role	Number

Suitability	Suitability Description	Revision
A	Approved for Stage Complete	C01

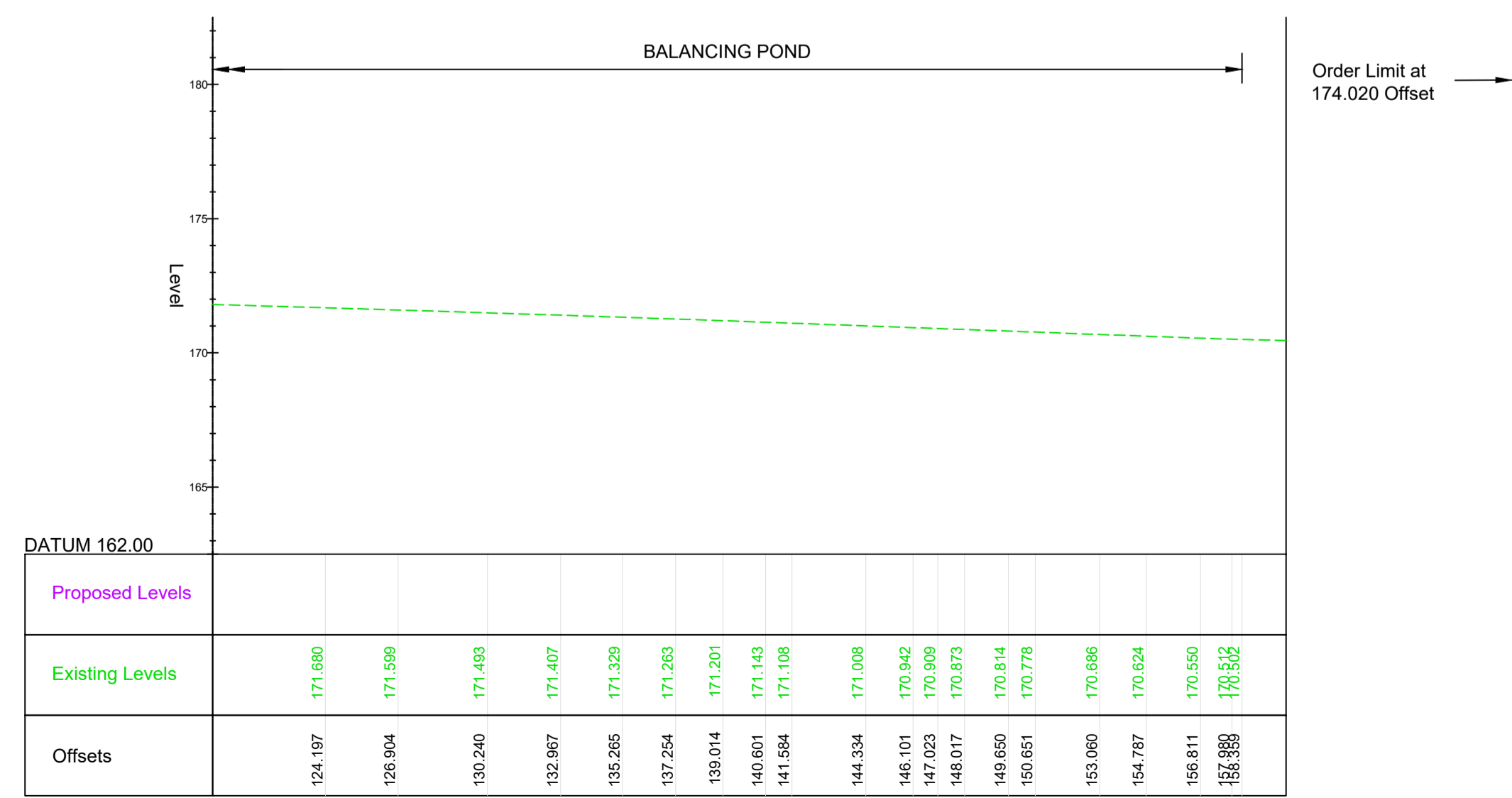




TYPICAL SECTION CH 62480 WORK No. 08-1C
SCALE 1:200



TYPICAL SECTION CH 62480 CONT. WORK No. 08-1C
SCALE 1:200

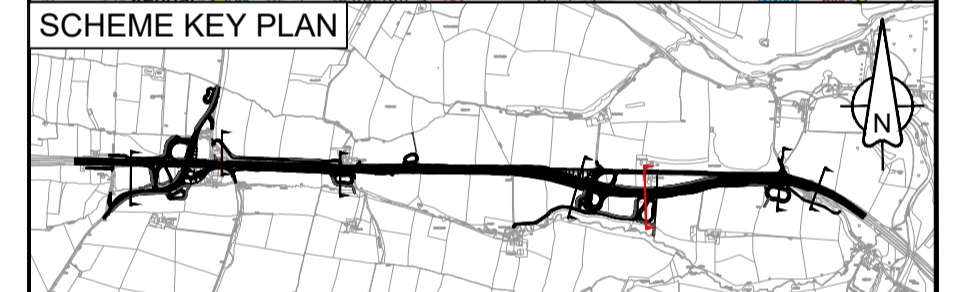
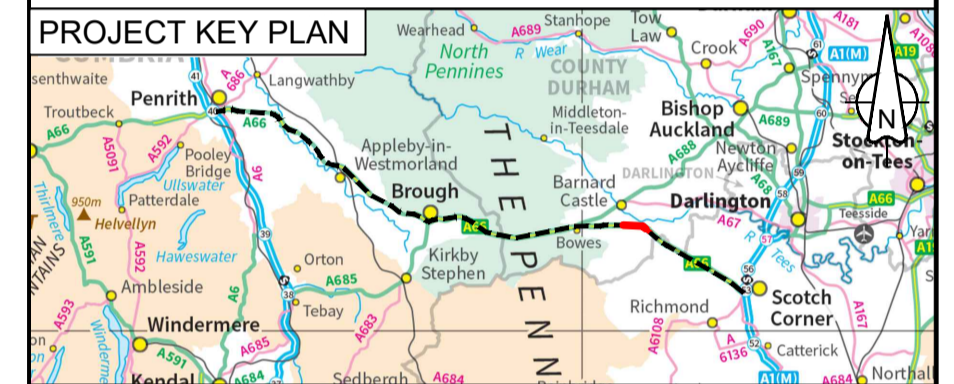


TYPICAL SECTION CH 62480 CONT. WORK No. 08-1C
SCALE 1:200

- NOTES**
1. ALL DIMENSIONS ARE IN METRES UNLESS NOTED OTHERWISE.
 2. THESE ENGINEERING SECTION DRAWINGS SHOULD BE READ IN CONJUNCTION WITH THE KEY PLAN AND ALONGSIDE OTHER PLANS AND DOCUMENTS IN THE DEVELOPMENT CONSENT ORDER APPLICATION. IN PARTICULAR, THE WORKS PLANS AND SCHEDULE 1 (AUTHORISED DEVELOPMENT) TO THE DEVELOPMENT CONSENT ORDER.
 3. FOR CHAINAGE PLEASE REFER TO THE ENGINEERING SECTION DRAWINGS (PLAN AND PROFILES).
 4. WORK No. REFERENCES ARE DETAILED IN THE SCHEDULE 1 (AUTHORISED DEVELOPMENT) TO THE DEVELOPMENT CONSENT ORDER.
 5. THE DESIGN SHOWN ON THESE ENGINEERING SECTION DRAWINGS IS ILLUSTRATIVE AND WILL BE SUBJECT TO THE DETAILED DESIGN DEVELOPMENT; ANY CHANGES WILL BE LIMITED TO BEING WITHIN THE ORDER LIMITS AND ANY OTHER CONSTRAINTS INCLUDED IN THE DEVELOPMENT CONSENT ORDER.

KEY

- PROPOSED LEVEL
- - - EXISTING LEVEL
- ORDER LIMITS



C01	For DCO Submission				
	RKIG	RKIG	AREM	THAL	SSCO
	01/06/22	01/06/22	08/06/22	08/06/22	08/06/22

Revision details				
Created	Checked	Reviewed	Approved	Authorised
dd/mm/yy	dd/mm/yy	dd/mm/yy	dd/mm/yy	dd/mm/yy

Purpose: DCO APPLICATION

PINS Reference Number: TR010062/APP/5.18

Client: 3 Piccadilly Place, Manchester, M1 3BN

Project Name / Scheme Name: A66 Northern Trans-Pennine Project Scheme 08 Cross Lanes to Rokeby

Drawing Title: Engineering Section Drawings (Cross Sections) Regulation 5(2)(o) & 6(2) Sheet 5 of 7

Project Ref. No. ---	Stage PCF3	Scale: 1:200 @ A1
		Dimensions: M

Drawing Number: HE565627 - AMY - HAC - S08	Originator: -	Volume: -
Location: S08	Type: -DR-CH-	Role: 601105

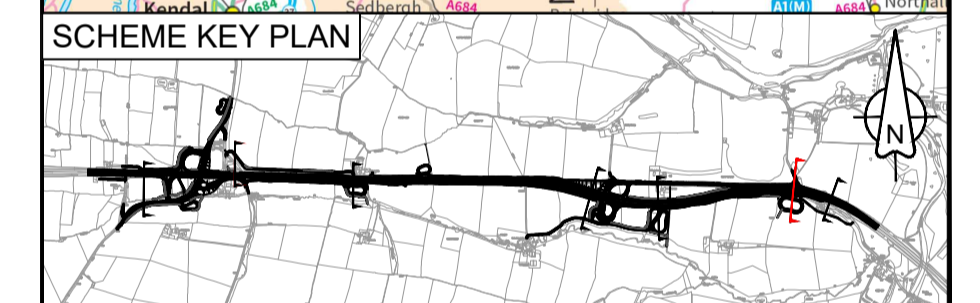
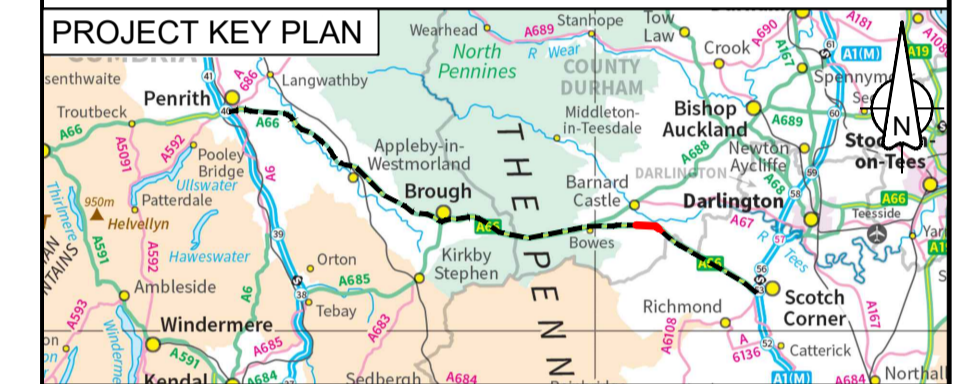
Suitability: A	Suitability Description: Approved for Stage Complete	Revision: C01
----------------	--	---------------

NOTES

1. ALL DIMENSIONS ARE IN METRES UNLESS NOTED OTHERWISE.
2. THESE ENGINEERING SECTION DRAWINGS SHOULD BE READ IN CONJUNCTION WITH THE KEY PLAN AND ALONGSIDE OTHER PLANS AND DOCUMENTS IN THE DEVELOPMENT CONSENT ORDER APPLICATION. IN PARTICULAR, THE WORKS PLANS AND SCHEDULE 1 (AUTHORISED DEVELOPMENT) TO THE DEVELOPMENT CONSENT ORDER.
3. FOR CHAINAGE PLEASE REFER TO THE ENGINEERING SECTION DRAWINGS (PLAN AND PROFILES).
4. WORK No. REFERENCES ARE DETAILED IN THE SCHEDULE 1 (AUTHORISED DEVELOPMENT) TO THE DEVELOPMENT CONSENT ORDER.
5. THE DESIGN SHOWN ON THESE ENGINEERING SECTION DRAWINGS IS ILLUSTRATIVE AND WILL BE SUBJECT TO THE DETAILED DESIGN DEVELOPMENT; ANY CHANGES WILL BE LIMITED TO BEING WITHIN THE ORDER LIMITS AND ANY OTHER CONSTRAINTS INCLUDED IN THE DEVELOPMENT CONSENT ORDER.

KEY

- PROPOSED LEVEL
- - - EXISTING LEVEL
- ORDER LIMITS



For DCO Submission					
C01	RKIG	RKIG	AREM	THAL	SSCO
	01/06/22	01/06/22	08/06/22	08/06/22	08/06/22
Revision details					
Revision	Created	Checked	Reviewed	Approved	Authorised
	dd/mm/yy	dd/mm/yy	dd/mm/yy	dd/mm/yy	dd/mm/yy

Purpose	DCO APPLICATION
PINS Reference Number	TR010062/APP/5.18

Client	3 Piccadilly Place Manchester M1 3BN	
---------------	--	--

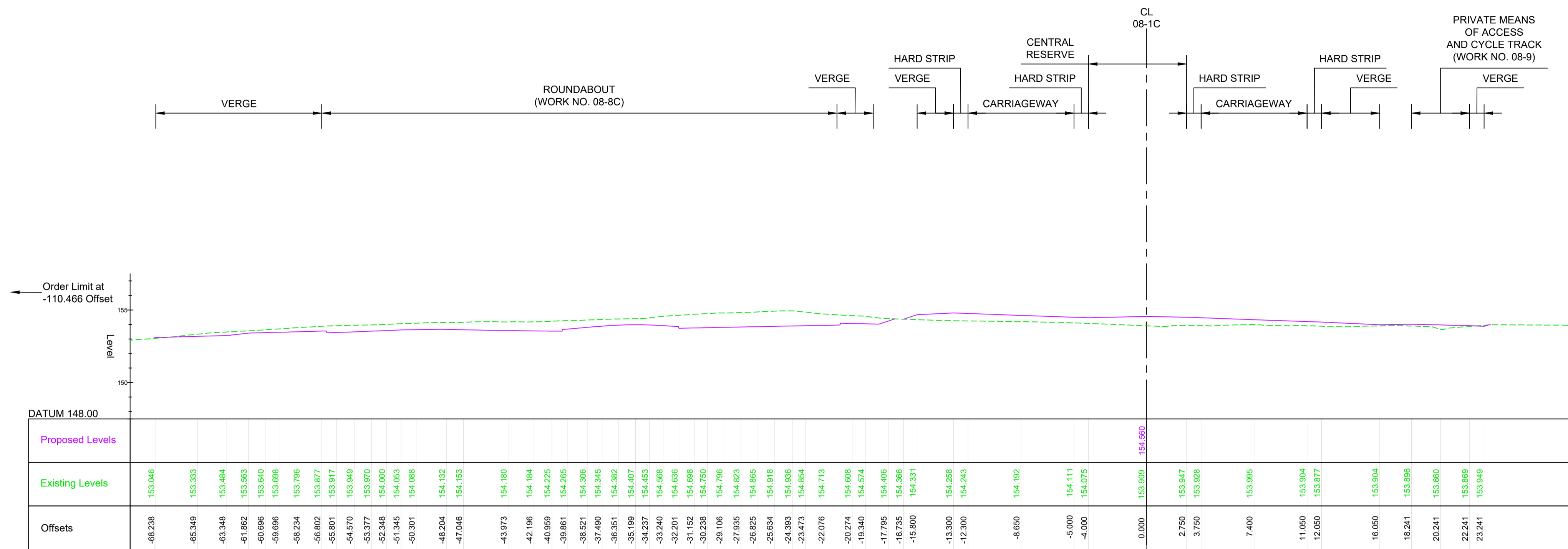
Project Name / Scheme Name	A66 Northern Trans-Pennine Project Scheme 08 Cross Lanes to Rokeby
-----------------------------------	--

Drawing Title	Engineering Section Drawings (Cross Sections) Regulation 5(2)(o) & 6(2) Sheet 6 of 7
----------------------	---

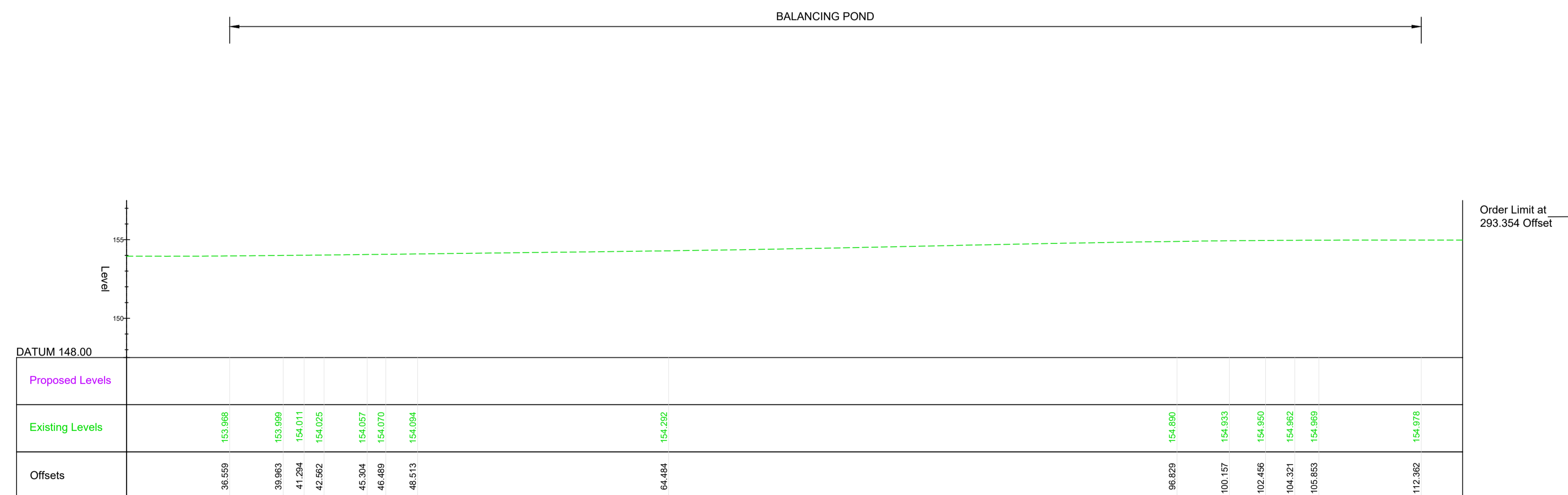
Project Ref. No.	---	Stage	PCF3	Scale	1:200	@	A1
				Dimensions	M		

Drawing Number	HE565627 - AMY - HAC -
Project	S08
Originator	-DR-CH-
Volume	601106
Location	
Type	
Role	
Number	

Suitability	A	Suitability Description	Approved for Stage Complete	Revision	C01
--------------------	---	--------------------------------	-----------------------------	-----------------	-----



TYPICAL SECTION CH 63210 WORK No. 08-1C
SCALE 1:200



TYPICAL SECTION CH 63210 CONT. WORK No. 08-1C
SCALE 1:200

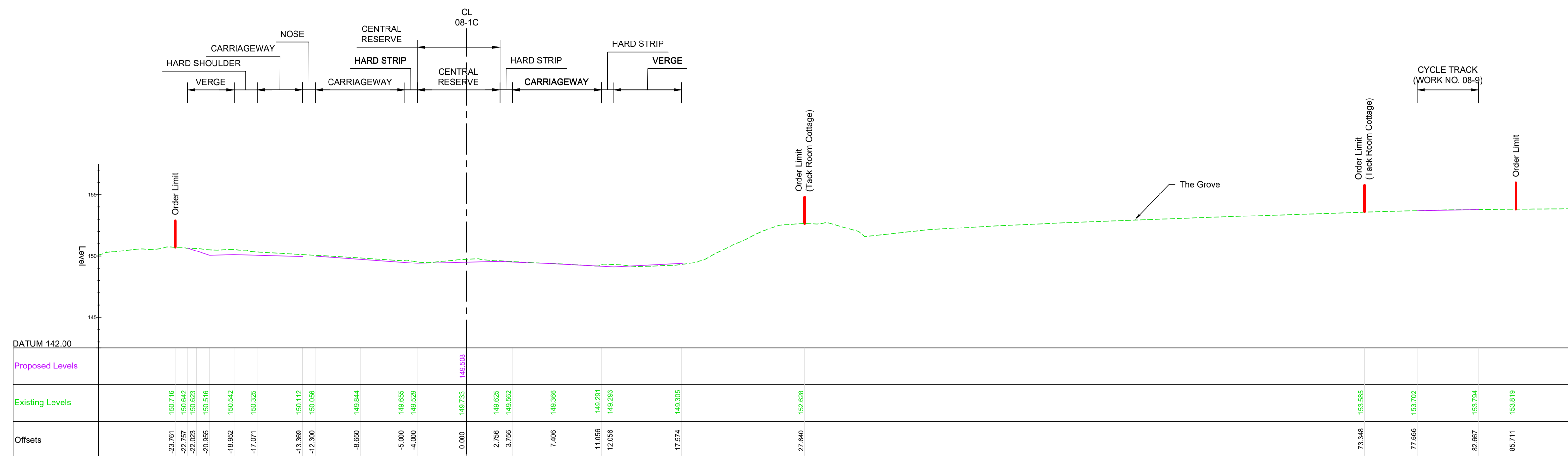


NOTES

1. ALL DIMENSIONS ARE IN METRES UNLESS NOTED OTHERWISE.
2. THESE ENGINEERING SECTION DRAWINGS SHOULD BE READ IN CONJUNCTION WITH THE KEY PLAN AND ALONGSIDE OTHER PLANS AND DOCUMENTS IN THE DEVELOPMENT CONSENT ORDER APPLICATION. IN PARTICULAR, THE WORKS PLANS AND SCHEDULE 1 (AUTHORISED DEVELOPMENT) TO THE DEVELOPMENT CONSENT ORDER.
3. FOR CHAINAGE PLEASE REFER TO THE ENGINEERING SECTION DRAWINGS (PLAN AND PROFILES).
4. WORK No. REFERENCES ARE DETAILED IN THE SCHEDULE 1 (AUTHORISED DEVELOPMENT) TO THE DEVELOPMENT CONSENT ORDER.
5. THE DESIGN SHOWN ON THESE ENGINEERING SECTION DRAWINGS IS ILLUSTRATIVE AND WILL BE SUBJECT TO THE DETAILED DESIGN DEVELOPMENT; ANY CHANGES WILL BE LIMITED TO BEING WITHIN THE ORDER LIMITS AND ANY OTHER CONSTRAINTS INCLUDED IN THE DEVELOPMENT CONSENT ORDER.

KEY

- PROPOSED LEVEL
- - - EXISTING LEVEL
- ORDER LIMITS

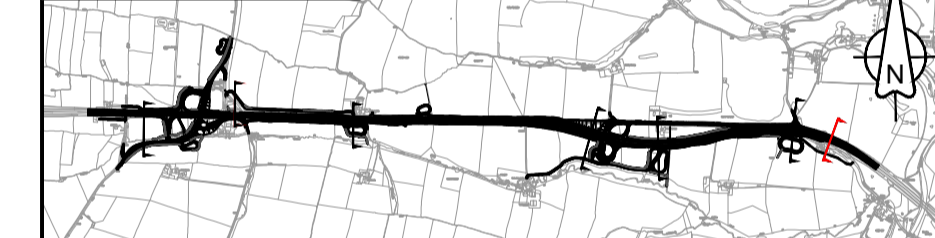


TYPICAL SECTION CH 63390 WORK No. 08-1C
SCALE 1:200

PROJECT KEY PLAN



SCHEME KEY PLAN



C01	For DCO Submission				
	RKIG	RKIG	AREM	THAL	SSCO
	01/06/22	01/06/22	08/06/22	08/06/22	08/06/22

Revision	Revision details				
	Created	Checked	Reviewed	Approved	Authorised
	dd/mm/yy	dd/mm/yy	dd/mm/yy	dd/mm/yy	dd/mm/yy

Purpose	DCO APPLICATION
PINS Reference Number	TR010062/APP/5.18

Client	3 Piccadilly Place Manchester M1 3BN	
--------	--	--

Project Name / Scheme Name	A66 Northern Trans-Pennine Project Scheme 08 Cross Lanes to Rokeby
----------------------------	--

Drawing Title	Engineering Section Drawings (Cross Sections) Regulation 5(2)(o) & 6(2) Sheet 7 of 7
---------------	---

Project Ref. No.	Stage	Scale	@ A1
---	PCF3	1:200	
		Dimensions	M

Drawing Number	Project	Originator	Volume
HE565627 - AMY - HAC -			
S08	-DR-CH-	601107	
Location	Type	Role	Number

Suitability	Suitability Description	Revision
A	Approved for Stage Complete	C01